

EDUCATION



Table : 20.1 SCHOOLS BY STATUS AND TYPE - AS AT 30.12.2008

S.No	Districts	Functioning Schools					Temporary Closed					Grand Total
		1AB	1C	II	III	Sub Total	1AB	1C	II	III	Sub Total	
1	Ampara	24	63	161	148	396	0	0	0	4	4	400
2	Batticaloa	19	47	107	152	325	0	1	2	7	10	335
3	Trincomalee	16	56	98	94	264	0	0	12	7	19	283
Total		35	103	205	246	589	0	1	14	14	29	618

Source : Department of Education

Table : 20.2 **FUNCTIONING SCHOOL BY**
DISTRICT AS - AT 30.12.2008

Districts	National	Provincial	Total
Ampara	9	387	396
Batticaloa	9	316	325
Trincomalee	9	255	264
Total	18	571	589

Source : Department of Education

Table : 20.3 **FUNCTIONING SCHOOLS BY**
MEDIUM - AS ON 30.12.2008

Districts	Tamil	Sinhala	Total
Ampara	220	176	396
Batticaloa	325	0	325
Trincomalee	197	67	264
Total	522	67	589

Source : Department of Education

Table : 20.4 FUNCTIONING SCHOOLS BY GENDER - AS AT 30.12.2008

S.No	Districts	Boys	Girls	Mixed	Total
1	Ampara	4	7	385	396
2	Batticaloa	7	11	307	325
3	Trincomalee	11	14	239	264
Total		18	25	546	589

Source : Department of Education

Table : 20.5 FUNCTIONING SCHOOLS BY TYPE & MEDIUM - AS ON 30.12.2008

S.No	Districts	Tamil Medium					Sinhala Medium					Grand Total
		1AB	1C	II	III	Sub Total	1AB	1C	II	III	Sub Total	
1	Ampara	19	31	66	104	220	5	32	95	44	176	396
2	Batticaloa	19	47	107	152	325	0	0	0	0	0	325
3	Trincomalee	14	41	64	78	197	2	15	34	16	67	264
Total		33	88	171	230	522	2	15	34	16	67	589

Source : Department of Education

Figure : 20.1 Schools by Medium in District

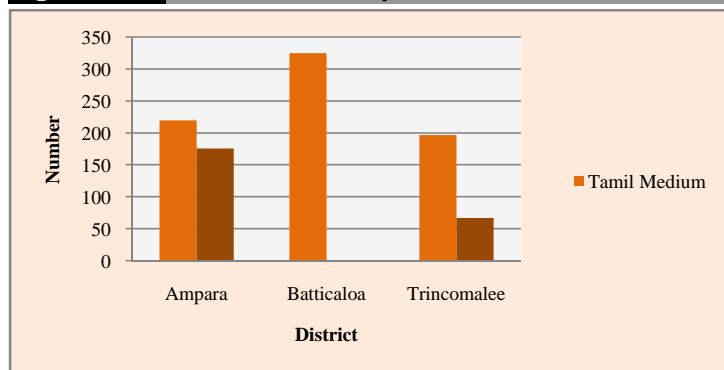


Table : 20.6 COMPARISON OF STUDENT ENROLLMENT IN GRADE 1 - 2008

S.No	Districts	2000	2001	2002	2003	2004	2005	2006	2007	2008
1	Ampara	14,385	13,947	12,883	13,172	12,646	12,408	13,070	13,340	12,908
2	Batticaloa	11,463	11,392	11,441	12,091	10,753	11,806	11,716	12,440	11,750
3	Trincomalee	8,587	8,253	7,979	8,463	7,950	8,740	8,717	8,291	8,318
Total		34,435	33,592	32,303	33,726	31,349	32,954	33,503	34,071	32,976

Source : Department of Education

Figure: 17.2 Enrollment in Ampara

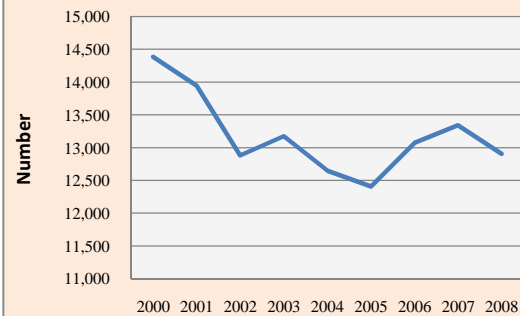


Figure: 17.3 Enrollment in Ampara

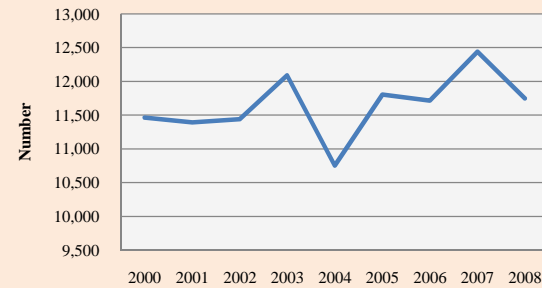


Figure: 17.4

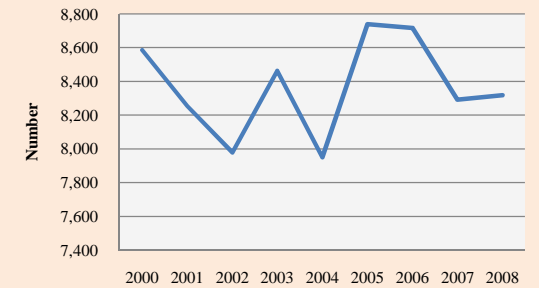


Table : 20.7.1 PRIMARY SCHOOLS AND CLASS ROOMS - 2008

S.No	Districts	No. of Schools	No. of Class Rooms
1	Ampara	132	712
2	Batticaloa	136	761
3	Trincomalee	65	332
Total		201	1,093

Source : Department of Education

* The above Details are sort out by functioning Schools

Table : 20.7.2 SECONDARY SCHOOLS AND CLASSROOMS - 2008

S.No	Districts	No. of School	No.of Class room
1	Ampara	264	5,162
2	Batticaloa	189	3,841
3	Trincomalee	199	3,336
Total		388	7,177

Source : Department of Education

* The above Details are sort out by functioning Schools

Table: 20.8 PARTICULARS OF EDUCATIONAL DIVISIONS IN ZONES - 2008

S.No	Districts	Zones	Divisions
1	Ampara	Kalmunai	Kalmunai Muslim
2			Kalmunai Tamil
3			Karaitivu
4			Ninthavur
5			Sainthamakudu
6		Akaraipattu	Addalachchenai
7			Akaraipattu
8			Alayadivembu
9			Potuvil
10			Thirukkivil
11		Sammanthurai	Irakkamam
12			Navinthanwali
13			Sammanthurai
14		Ampara	Ampara
15			Damana
16			Lahugala
17			Uhana
18		Mahaoya	Mahaoya
19			Padiyathalawa
20		Dehiattakandy	Dehiattakandy
21	Batticaloa	Batticaloa	Eravurpattu 1
22			Manmunai North
23			Manmunai Pattu
24		Manmunai West	
25		Kalkudah	Eravurpattu 2
26			Koralai Pattu North
27			Koralaipattu
28		Paddiruppu	Manmunai South Eruvil Pattu
29			Manmunai South West
30			Porathivu Pattu
31		Batticaloa Central	Eravur
32			Kattankudi
33			Koralaipattu West
34	Trincomalee	Trincomalee	Kuchchaveli
35			Thampalakamam
36			Trincomalee Town
37			Gomarankadawela
38			Morawewa
39			Padavi Siripura
40		Mutur	Eechchilam Pattu
41		Mutur	Kinniya
42		Mutur	Mutur
43		Kantalai	Kantalai
44	Seruwavila		

Source : Department of Education

Table: 20.9 TEACHER CATEGORY - AS AT 31.12.2008

S.No	Districts	Graduate	Trained	Non Trained	Trainees	Others	Total
1	Ampara	2,013	5,585	290	64	6	7,958
2	Batticaloa	1,907	3,512	103	12	6	5,540
3	Trincomalee	976	3,658	126	13	16	4,789
Total		2,883	7,170	229	25	22	10,329

Source : Department of Education

Table: 20.10 NUMBER OF STUDENTS IN SCHOOLS BY MEDIUM & SEX - AS AT 31.12.2008

S.No	Districts	Students						Total
		Sinhala		Tamil		English		
		Boys	Girls	Boys	Girls	Boys	Girls	
1	Ampara	27,914	28,291	49,256	46,920	335	551	153,267
2	Batticaloa	-	-	57,653	64,792	6,710	291	129,446
3	Trincomalee	9,966	9,838	38,368	36,778	253	311	95,514
Total		9,966	9,838	96,021	101,570	6,963	602	224,960

Source : Department of Education

Table :20.11**PUPIL TEACHER RATIO - AS AT 31.12.2008**

S.No	Districts	Students	Teachers	Pupil Teacher Ratio
1	Ampara	153,311	7,958	19.27
2	Batticaloa	129,314	5,540	23.34
3	Trincomalee	95,602	4,789	19.96
Total		224,916	10,329	21.78

Source : Department of Education

Table :20.12 NON FORMAL CENTRES - 2008

S.No	Districts	No.of Centres	No. of Student Beneficiaries
1	Ampara	8	67
2	Batticaloa	3	26
3	Trincomalee	11	83
Total		14	109

Source : Department of Education

Table: 20.13

PUPIL TEACHERS RATIO BY TEACHERS CATEGORY - 2008

S.No	Districts	Pupil / Graduate Teachers Ratio	Pupil / Trained Teacher Ratio	Pupil / Un trained Teacher Ratio	Pupil / Trainee Teacher Ratio	Pupil / Other Teacher Ratio
1	Ampara	76.14	27.44	528.51	2394.80	25544.50
2	Batticaloa	67.88	36.86	1256.76	10787.17	21574.33
3	Trincomalee	97.86	26.11	758.05	7347.23	5969.63

Source : Department of Education

Table: 20.14**SCHOOLS BY TYPE - AS AT 30.12.2008**

S.No	Districts	1AB	1C	II	III	Total
1	Ampara	24	63	161	148	396
2	Batticaloa	19	47	107	152	325
3	Trincomalee	16	56	98	94	264
Total		35	103	205	246	589

Source : Department of Education

Table:20.15 STUDENT POPULATION IN THE AGE GROUP OF 6 - 14 YEARS - 2008

S.No	Districts	Primary school	Secondary School	Total
1	Ampara	13,109	140,202	153,311
2	Batticaloa	15,533	113,781	129,314
3	Trincomalee	6,380	89,222	95,602
Total		21,913	203,003	224,916

Source : Department of Education

Table: 20.16 SCHOOLS BY SIZE OF POPULATION - 2008

S.No	Districts	Below 50	51 - 300	301 - 500	501 - 1000	1001 -1500	Above 1500	Sub Total	Temporary Cloesd	Total
1	Ampara	53	190	52	62	23	16	396	4	400
2	Batticaloa	31	160	39	65	15	15	325	10	335
3	Trincomalee	35	120	43	49	11	6	264	19	283
Total		66	280	82	114	26	21	589	29	618

Source : Department of Education

*** In Mutur Zone there are 10 schools are not reopen and unsettled.