



FISHERIES

Table: 7.1 FISHING FAMILIES BY DISTRICT - 2001 - 2008*Numbers*

District	2001	2002	2003	2004	2005	2006	2007	2008
Kalmunai	16,619	16,000	16,150	16,188	16,188	16,800	17,156	17,316
Batticaloa	18,523	18,774	18,921	19,190	19,281	19,281	19,281	20,648
Trincomalee	900	16,673	8,123	12,300	13,562	14,620	15,850	21,018
Total	36,042	51,447	43,194	47,678	49,031	50,701	52,287	58,982

*Source: DFEOO**Note:- DFEO - District Fisheries Extension Office***Table : 7.2 DISTRIBUTION OF FISHING POPULATION - 2008***Metric tons*

D.F.E.O Division	Families	Population	Active Fishermen	Affected Families
Kalmunai	17,316	85,780	18,039	NA
Batticaloa	20,648	82,424	25,177	5,194
Trincomalee	21,018	101,154	39,571	7,527
Total	58,982	269,358	82,787	12,721

Source: D.F.E.OO

Table: 7.3 FISHERMEN CO-OPERATIVE SOCIETIES - 2004 - 2008

D.F.E.O. Division	Number of registered Co-operative Societies					Number of members in Fisheries Co-operative Societies				
	2004	2005	2006	2007	2008	2004	2005	2006	2007	2008
Kalmunai	110	114	133	129	125	11,228	11,950	13,258	11,593	11,593
Batticaloa	111	109	109	109	130	12,715	13,184	13,184	13,184	19,794
Trincomalee	76	91	119	121	191	6,841	9,003	113,400	113,600	113,950
Total	297	314	361	359	446	30,784	34,137	139,842	138,377	145,337

Source: District Fisheries Extension Office (D.F.E.O)

Table: 7.4 NUMBER OF BENEFICIARIES UNDER FISHERMEN PENSION SCHEME - 2008

DFEO Division	No.of Fishermen benefited under pension scheme	No.of Fishermen received pension	No.of Fishermen paying premium on installment basis
Kalmunai	4,884	150	3,684
Batticaloa	5,785	149	5,409
Trincomalee	1,913	125	1,834
Total	12,582	424	10,927

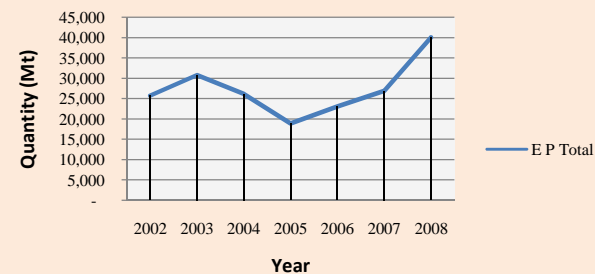
Source: District Fisheries Extension Office (D.F.E.O)

Table: 7.4.1 FRESH FISH PRODUCTION IN COASTAL FISHERIES - 2002 - 2008

(Metric Tons)

DFEO Division	2002	2003	2004	2005	2006	2007	2008
Kalmunai	1,008	NA	1,000	6,667	5,948	4,695	7,560
Batticaloa	5,759.68	5,785.59	7,640.39	5,460.91	10,856.26	14,062.06	14,524.87
Trincomalee	18,980	25,030	17,540	6,790	6,270	8,150	17,980
Total	25,747.68	30,815.59	26,180.39	18,917.91	23,074.26	26,907.06	40,064.87

Figure: 7.2 Trend in Rising of Fresh Fish Production



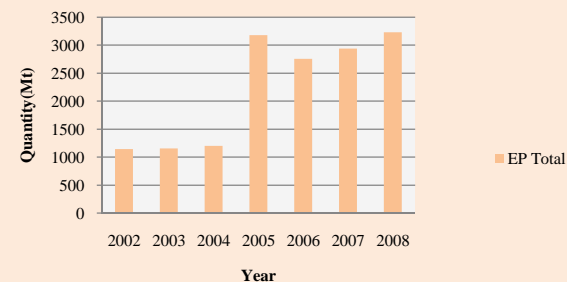
Source: Department of Fisheries & Aquatic Resources & D.F.E.O

Table: 7.4.2 DRIED FISH PRODUCTION - 2002 - 2008

(Metric Tons)

DFEO Division	DRIED FISH PRODUCTION						
	2002	2003	2004	2005	2006	2007	2008
Kalmunai	NA	NA	NA	NA	NA	NA	NA
Batticaloa	1,142	1,154	1,202	2,561	2,541	2,742	3,015
Trincomalee	NA	NA	NA	619	216	198	215
Total	1,142	1,154	1,202	3,180	2,757	2,940	3,230

Figure: 7.3 Dried Fish Production In Years



Source: Department of Fisheries & Aquatic Resources

Table: 7.5 NUMBER OF CRAFTS IN OPERATION - 2008*(in nos)*

D.F.E.O Division	Total Crafts	In Board Multiday	In Board one day	Out Board FRP	Traditional Mechanized	Traditional Non Mechanized	Madel
Kalmunai	2,365	12	293	695	297	951	117
Batticaloa	5,134	257	95	1,113	7	3,531	131
Trincomalee	4,826	144	65	1,801	3	2,650	163
Total	12,325	413	453	3,609	307	7,132	411

*Source: DFEOO**Note: D.F.E.O - District Fisheries Extension Office*

Table: 7.6 ICE PLANTS AND PRODUCTION CAPACITY - 2008

D.F.E.O / District	Plants (nos)	Capacity (tons/day)
Kalmunai	4	40
Batticaloa	3	10
Trincomalee	3	199
Total	10	249

Source: DFEOO

Table : 7.7 FISHING VILLAGES BY D.F.E.O DIVISIONS - 2008

DFEO Division	FI Division	No of FI Division	Name of fishing village	No of Villages
Trincomalee	Town & Gravets	1	Sandy bay, Pattnatheru, Sally, Jamaliya, Weera Nagar, Inner Harbour, Thirukkadaloor, Pallathottam, Srimapura, Sinnakadai, Cod-Bay, Neerotumunai, Sinnampillai chanai, Mahanmayapura, Abeyapura, Vijithapura, Andamkulam, Linger Nagar.	18
	Kuchchavely	1	`	9
	Kinniya	1	Kandaladiothu, Fisal Nagur, Annal Nagur, Maharoof Nagur, Manchaolai Chenai, Mancholai, Rahumaniya Nagur, Kattayaru, Sinna Kinniya, Periyathumunai, Nadathivu, Kurunchankerni, Kakamunai, Poovarasan thievu.	14
	Muthur	1	Ilakkanthai, Sampoor, Kadakarachchanai, Gangei, Malaimuntal, Thakwa Nagar, Vaddam, Habeeb Nagar, Thaha Nagar, Pala Nagar, Paddiyadi	11
	Eachcheilampattu	1	Illangathurai, Illangathurai Mohottuvaram, Verugal Mohottuvaram, Punniady, Seenanvali, Ralkuli.	6
	Sub Total		5	
Kalmunai	Kalmunai Tamil		4 Villages	
	Kalmunai Muslim		3 Villages	
	Sainthamaruthu		17 Villages	
	Karaitivu		3 Villages	
	Ninthavur		20 Villages	
	Addalaichenai		3 Villages	
	Akkaraipattu		11 Villages	
	Alayadivembu		8 Villages	
	Thirukovil		7 Villages	
	Potuvil		23 Villages	
	Ullai		1 Village	
Panama		1 Village		
Sub Total		12		101
Batticaloa	15		223 fishing villages	
Sub Total		15		223
Grand Total		32		328

Source: D.F.E.OO

Figure : 7.1 Fishing Families Districtwise

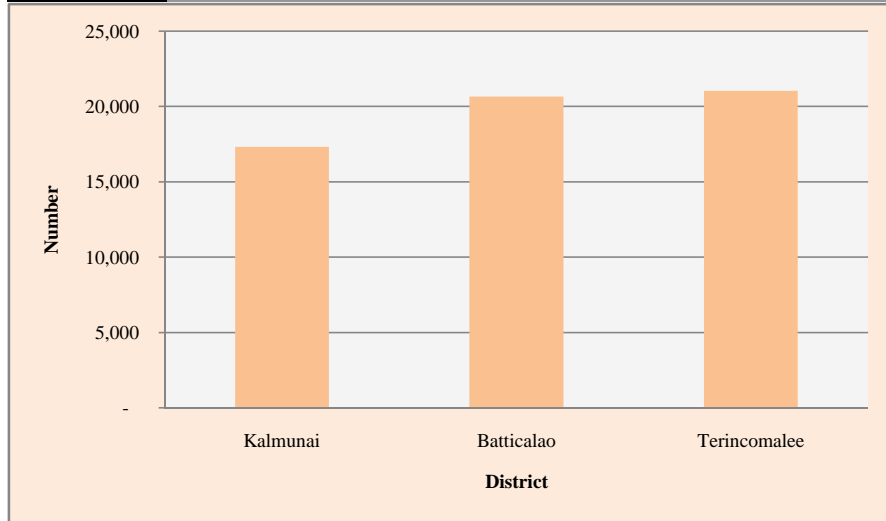


Figure : 7.2 Trend in Rising of Fishing Families - 2001 - 2008

